



Certificate of Analysis



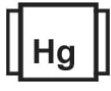







FOR COMPLIANCE

Sample:AL40129002-004
Harvest/Lot ID: RZVC24026B
Batch#: RZVC24026B
Seed to Sale# RZVC24026B
Sample Size Received: 16 units
Total Amount: 2400 units
Retail Product Size: .5 gram
Sampled: 01/25/24 01:15 PM
Sampling Start: 01:15 PM
Sampling End: 02:25 PM
Sampling Method: SOP.T.20.010.NY




PASSED

Pages 1 of 6

Naturae LLC
License # : OCM-AUCP-2022-000028
4883 State Route 67
Hoosick Falls, NY, 12090, US

PRODUCT IMAGE	SAFETY RESULTS								MISC.
	 Pesticides PASSED	 Heavy Metals PASSED	 Microbials PASSED	 Mycotoxins PASSED	 Residuals Solvents PASSED	 Filtration NOT TESTED	 Water Activity NOT TESTED	 Moisture NOT TESTED	 Terpenes TESTED

 **Cannabinoid** **PASSED**

 Total THC 81.8051% Total THC/Container : 409.026 mg	 Total CBD 0.7754% Total CBD/Container : 3.877 mg	 Total Cannabinoids 85.9920% Total Cannabinoids/Container : 429.960 mg
--	--	---

	(6AR,9R) D10-THC	(6AR,9S) D10-THC	CBC	CBD	CBDA	CBDV	CBG	CBGA	CBN	DB-THC	D9-THC	THCA	THCV
%	<0.1000	0.1653	<0.1000	0.7754	<0.1000	<0.1000	2.0751	<0.1000	0.7549	<0.1000	81.6398	<0.1000	0.5815
mg/unit	<0.500	0.827	<0.500	3.877	<0.500	<0.500	10.376	<0.500	3.775	<0.500	408.199	<0.500	2.908
LOQ	0.1000	0.1000	0.1000	0.1000	0.1000	0.1000	0.1000	0.1000	0.1000	0.1000	0.1000	0.1000	0.1000
	%	%	%	%	%	%	%	%	%	%	%	%	%

Weight:
0.1113g
Analysis Method : SOP.T.30.031.NY, SOP.T.40.031.NY
Analyzed Date : 01/30/24 16:09:18

This Kaycha Labs Certification shall not be reproduced, unless in its entirety, without written approval from Kaycha Labs. The results relate only to the material or product analyzed. ND=Not Detected, ppm=Parts Per Million, ppb=Parts Per Billion, RSD=Relative Standard Deviation. Limit of Detection (LOD) and Limit Of Quantitation (LOQ) are terms used to describe the smallest concentration that can be detected and reliably measured by an analytical procedure, respectively. Action Levels are State determined thresholds based on 9 New York Codes, Rules and Regulations (NYCRR) Part 130 and Cannabis Law. The Measurement of Uncertainty (MU) error is available from the lab upon request. The "Decision Rule" for pass/fail does not include the MU. Any calculated totals may contain rounding errors.

Erica Troy
Lab Director

NY Permit # OCM-CPL-2022-00006
ISO 17025 Accreditation # 97164



Signature
02/06/24



1 Winners Circle
Albany, NY, 12205, US
(833) 465-8378

Kaycha Labs

RZVC24026B
Blue Dream
Matrix : Derivative
Type: Vape Cartridge



Certificate of Analysis

PASSED

Naturae LLC

4883 State Route 67
Hoosick Falls, NY, 12090, US
Telephone: (518) 730-6024
Email: maxson@naturaenewyork.com
License #: OCM-AUCP-2022-000028

Sample : AL40129002-004
Harvest/Lot ID: RZVC24026B
Batch#: RZVC24026B
Sampled : 01/25/24 01:15 PM

Sample Size Received : 16 units
Total Amount : 2400 units
Sampling Method : SOP.T.20.010.NY

Page 2 of 6



Terpenes

TESTED

Terpenes	LOQ (%)	mg/unit	%	Result (%)	Terpenes	LOQ (%)	mg/unit	%	Result (%)
BETA-CARYOPHYLLENE	0.04	9.2	1.84		Weight:				
ALPHA-HUMULENE	0.04	3.1	0.61		1.043g				
LIMONENE	0.04	2.1	0.41		Analysis Method : SOP.T.30.064.NY, SOP.T.40.064.NY				
ALPHA TERPINEOL	0.04	0.5	0.09		Analyzed Date : 01/30/24 15:37:17				
LINALOOL	0.04	0.5	0.09						
VALENCENE	0.04	0.5	0.09						
FENCHYL ALCOHOL	0.04	0.4	0.08						
ALPHA-PINENE	0.04	0.3	0.06						
CARYOPHYLLENE OXIDE	0.04	0.2	0.04						
BETA-PIWENE	0.04	0.2	0.04						
CAMPHENE	0.04	<0.2	<0.04						
FARNESENE	0.10	<0.5	<0.10						
GUAIOL	0.04	<0.2	<0.04						
OCIMENE	0.04	<0.2	<0.04						
TERPINOLENE	0.04	<0.2	<0.04						
ALPHA-BISABOLOL	0.04	<0.2	<0.04						
BETA-MYRCENE	0.04	<0.2	<0.04						
GERANIOL	0.04	<0.2	<0.04						
MENTHOL	0.04	<0.2	<0.04						
ALPHA-PHELLANDRENE	0.04	<0.2	<0.04						
ALPHA-TERPINENE	0.04	<0.2	<0.04						
Total (%)			3.62						

This Kaycha Labs Certification shall not be reproduced, unless in its entirety, without written approval from Kaycha Labs. The results relate only to the material or product analyzed. ND=Not Detected, ppm=Parts Per Million, ppb=Parts Per Billion, RSD=Relative Standard Deviation. Limit of Detection (LOD) and Limit Of Quantitation (LOQ) are terms used to describe the smallest concentration that can be detected and reliably measured by an analytical procedure, respectively. Action Levels are State determined thresholds based on 9 New York Codes, Rules and Regulations (NYCRR) Part 130 and Cannabis Law. The Measurement of Uncertainty (MU) error is available from the lab upon request. The "Decision Rule" for pass/fail does not include the MU. Any calculated totals may contain rounding errors.

Erica Troy
Lab Director

NY Permit # OCM-CPL-2022-00006
ISO 17025 Accreditation # 97164

Signature
02/06/24



Certificate of Analysis

PASSED

Naturae LLC

4883 State Route 67
Hoosick Falls, NY, 12090, US
Telephone: (518) 730-6024
Email: maxson@naturaeenewyork.com
License # : OCM-AUCP-2022-000028

Sample : AL40129002-004
Harvest/Lot ID: RZVC24026B
Batch# : RZVC24026B
Sampled : 01/25/24 01:15 PM

Sample Size Received : 16 units
Total Amount : 2400 units
Sampling Method : SOP.T.20.010.NY

Page 3 of 6



Pesticides

PASSED

Pesticide	LOQ	Units	Action Level	Pass/Fail	Result	Pesticide	LOQ	Units	Action Level	Pass/Fail	Result
PYRETHRINS, TOTAL	0.1	ppm	1	PASS	<0.1	PACLOBUTRAZOL	0.1	ppm	0.4	PASS	<0.1
AZADIRACTHIN	0.1	ppm	1	PASS	<0.1	PERMETHRIN	0.1	ppm	0.2	PASS	<0.1
INDOLE-3-BUTYRIC ACID	0.1	ppm	1	PASS	<0.1	PHOSMET	0.1	ppm	0.2	PASS	<0.1
MYCLOBUTANIL	0.1	ppm	0.2	PASS	<0.1	PRALLETHRIN	0.1	ppm	0.2	PASS	<0.1
PIPERONYL BUTOXIDE	0.1	ppm	2	PASS	<0.1	PROPICONAZOLE	0.1	ppm	0.4	PASS	<0.1
ABAMECTIN B1A	0.1	ppm	0.5	PASS	<0.1	PROPOXUR	0.1	ppm	0.2	PASS	<0.1
ACEPHATE	0.1	ppm	0.4	PASS	<0.1	PYRIDABEN	0.1	ppm	0.2	PASS	<0.1
ACEQUINOCYL	0.1	ppm	2	PASS	<0.1	SPINETORAM, TOTAL	0.1	ppm	1	PASS	<0.1
ACETAMIPRID	0.1	ppm	0.2	PASS	<0.1	SPINOSAD, TOTAL	0.1	ppm	0.2	PASS	<0.1
ALDICARB	0.1	ppm	0.4	PASS	<0.1	SPIROMESIFEN	0.1	ppm	0.2	PASS	<0.1
AZOXYSTROBIN	0.1	ppm	0.2	PASS	<0.1	SPIROTETRAMAT	0.1	ppm	0.2	PASS	<0.1
CHLORMEQUAT CHLORIDE	0.1	ppm	1	PASS	<0.1	SPIROXAMINE	0.1	ppm	0.2	PASS	<0.1
BIFENAZATE	0.1	ppm	0.2	PASS	<0.1	TEBUCONAZOLE	0.1	ppm	0.4	PASS	<0.1
BIFENTHRIN	0.1	ppm	0.2	PASS	<0.1	THIACLOPRID	0.1	ppm	0.2	PASS	<0.1
CARBARYL	0.1	ppm	0.2	PASS	<0.1	THIAMETHOXAM	0.1	ppm	0.2	PASS	<0.1
COUMAPHOS	0.1	ppm	1	PASS	<0.1	TRIFLOXYSTROBIN	0.1	ppm	0.2	PASS	<0.1
CHLORPYRIFOS	0.1	ppm	0.2	PASS	<0.1	CAPTAN *	0.1	ppm	1	PASS	<0.1
DAMINOZIDE	0.1	ppm	1	PASS	<0.1	CHLORDANE *	0.1	ppm	1	PASS	<0.1
BOSCALID	0.1	ppm	0.4	PASS	<0.1	CHLORFENAPYR *	0.1	ppm	1	PASS	<0.1
CARBOFURAN	0.1	ppm	0.2	PASS	<0.1	CYFLUTHRIN *	0.1	ppm	1	PASS	<0.1
CHLORANTRANILIPROLE	0.1	ppm	0.2	PASS	<0.1	CYPERMETHRIN *	0.1	ppm	1	PASS	<0.1
CLOFENTEZINE	0.1	ppm	0.2	PASS	<0.1	METHYL PARATHION *	0.1	ppm	0.2	PASS	<0.1
DIAZINON	0.1	ppm	0.2	PASS	<0.1	MGK-264 *	0.1	ppm	0.2	PASS	<0.1
DICHLORVOS	0.1	ppm	1	PASS	<0.1	PENTACHLORONITROBENZENE *	0.1	ppm	1	PASS	<0.1
DIMETHOATE	0.1	ppm	0.2	PASS	<0.1						
DIMETHOMORPH	0.1	ppm	1	PASS	<0.1	Weight:					
ETHOPROPHOS	0.1	ppm	0.2	PASS	<0.1	0.4473g					
ETOFENPROX	0.1	ppm	0.4	PASS	<0.1	Analysis Method : SOP.T.40.104.NY, SOP.T30.104.NY and SOP.T.40.154.NY					
ETOXAZOLE	0.1	ppm	0.2	PASS	<0.1	Analyzed Date : 01/29/24 17:00:21					
FENHEXAMID	0.1	ppm	1	PASS	<0.1						
FENOXYCARB	0.1	ppm	0.2	PASS	<0.1	Weight:					
FENPYROXIMATE	0.1	ppm	0.4	PASS	<0.1	0.4473g					
FIPRONIL	0.1	ppm	0.4	PASS	<0.1	Analysis Method : SOP.T.40.154.NY					
FLONICAMID	0.1	ppm	1	PASS	<0.1	Analyzed Date : 01/30/24 15:02:51					
FLUDIOXONIL	0.1	ppm	0.4	PASS	<0.1						
HEXYTHIAZOX	0.1	ppm	1	PASS	<0.1						
IMAZALIL	0.1	ppm	0.2	PASS	<0.1						
IMIDACLOPRID	0.1	ppm	0.4	PASS	<0.1						
KRESOXIM METHYL	0.1	ppm	0.4	PASS	<0.1						
MALATHION	0.1	ppm	0.2	PASS	<0.1						
METALAXYL	0.1	ppm	0.2	PASS	<0.1						
METHIOCARB	0.1	ppm	0.2	PASS	<0.1						
METHOMYL	0.1	ppm	0.4	PASS	<0.1						
MEVINPHOS	0.1	ppm	1	PASS	<0.1						
NALED	0.1	ppm	0.5	PASS	<0.1						
OXAMYL	0.1	ppm	1	PASS	<0.1						

This Kaycha Labs Certification shall not be reproduced, unless in its entirety, without written approval from Kaycha Labs. The results relate only to the material or product analyzed. ND=Not Detected, ppm=Parts Per Million, ppb=Parts Per Billion, RSD=Relative Standard Deviation. Limit of Detection (LOD) and Limit Of Quantitation (LOQ) are terms used to describe the smallest concentration that can be detected and reliably measured by an analytical procedure, respectively. Action Levels are State determined thresholds based on 9 New York Codes, Rules and Regulations (NYCRR) Part 130 and Cannabis Law. The Measurement of Uncertainty (MU) error is available from the lab upon request. The "Decision Rule" for pass/fail does not include the MU. Any calculated totals may contain rounding errors.

Erica Troy

Lab Director

NY Permit # OCM-CPL-2022-00006
ISO 17025 Accreditation # 97164



Signature
02/06/24



1 Winners Circle
Albany, NY, 12205, US
(833) 465-8378

Kaycha Labs

RZVC24026B
Blue Dream
Matrix : Derivative
Type: Vape Cartridge



Certificate of Analysis

PASSED

Naturae LLC

4883 State Route 67
Hoosick Falls, NY, 12090, US
Telephone: (518) 730-6024
Email: maxson@naturaeenewyork.com
License #: OCM-AUCP-2022-000028

Sample : AL40129002-004
Harvest/Lot ID: RZVC24026B
Batch#: RZVC24026B
Sampled : 01/25/24 01:15 PM

Sample Size Received : 16 units
Total Amount : 2400 units
Sampling Method : SOP.T.20.010.NY

Page 4 of 6

Residual Solvents **PASSED**

Solvents	LOQ	Units	Action Level	Pass/Fail	Result
DIMETHYL SULFOXIDE	750.0	ppm	5000	PASS	<750.0
1,1,1-TRICHLOROETHANE	225.0	ppm	1500	PASS	<225.0
HEXANE, TOTAL	625.0	ppm	290	PASS	<625.0
PENTANES, TOTAL	375.0	ppm	5000	PASS	<375.0
BUTANES, TOTAL	1800.0	ppm	5000	PASS	<1800.0
XYLENES, TOTAL	250.0	ppm	2170	PASS	<250.0
1,2-DICHLOROETHANE	0.5	ppm	5	PASS	<0.5
PROPANE	900.0	ppm	5000	PASS	<900.0
METHANOL	125.0	ppm	3000	PASS	<125.0
ETHANOL	125.0	ppm	5000	PASS	170.4
ETHYL ETHER	125.0	ppm	5000	PASS	<125.0
ACETONE	125.0	ppm	5000	PASS	<125.0
2-PROPANOL	125.0	ppm	5000	PASS	<125.0
ACETONITRILE	125.0	ppm	410	PASS	<125.0
DICHLOROMETHANE	125.0	ppm	600	PASS	<125.0
ETHYL ACETATE	125.0	ppm	5000	PASS	<125.0
BENZENE	0.5	ppm	2	PASS	<0.5
N-HEPTANE	125.0	ppm	5000	PASS	<125.0
TOLUENE	125.0	ppm	890	PASS	<125.0
CHLOROFORM	0.5	ppm	60	PASS	<0.5

Weight:
0.02347g

Analysis Method : SOP.T.40.044.NY
Analyzed Date : 01/29/24 16:34:42

This Kaycha Labs Certification shall not be reproduced, unless in its entirety, without written approval from Kaycha Labs. The results relate only to the material or product analyzed. ND=Not Detected, ppm=Parts Per Million, ppb=Parts Per Billion, RSD=Relative Standard Deviation. Limit of Detection (LOD) and Limit Of Quantitation (LOQ) are terms used to describe the smallest concentration that can be detected and reliably measured by an analytical procedure, respectively. Action Levels are State determined thresholds based on 9 New York Codes, Rules and Regulations (NYCRR) Part 130 and Cannabis Law. The Measurement of Uncertainty (MU) error is available from the lab upon request. The "Decision Rule" for pass/fail does not include the MU. Any calculated totals may contain rounding errors.

Erica Troy

Lab Director

NY Permit # OCM-CPL-2022-00006
ISO 17025 Accreditation # 97164

Signature
02/06/24



Certificate of Analysis

PASSED



Naturae LLC


4883 State Route 67
Hoosick Falls, NY, 12090, US
Telephone: (518) 730-6024
Email: maxson@naturaeenewyork.com
License # : OCM-AUCP-2022-000028

Sample : AL40129002-004
Harvest/Lot ID: RZVC24026B
Batch# : RZVC24026B
Sampled : 01/25/24 01:15 PM

Sample Size Received : 16 units
Total Amount : 2400 units
Sampling Method : SOP.T.20.010.NY

Page 5 of 6

 Microbial PASSED						 Mycotoxins PASSED					
Analyte	LOQ	Units	Result	Pass / Fail	Action Level	Analyte	LOQ	Units	Result	Pass / Fail	Action Level
TOTAL AEROBIC BACTERIA	100	CFU/g	<100	PASS	10000	AFLATOXIN G2	0.003	ppm	<0.003	PASS	0.02
TOTAL YEAST AND MOLD	100	CFU/g	<100	PASS	1000	AFLATOXIN G1	0.003	ppm	<0.003	PASS	0.02
ESCHERICHIA COLI SHIGELLA SPP			Not Present	PASS		AFLATOXIN B2	0.003	ppm	<0.003	PASS	0.02
SALMONELLA SPECIES			Not Present	PASS		AFLATOXIN B1	0.003	ppm	<0.003	PASS	0.02
ASPERGILLUS TERREUS			Not Present	PASS		OCHRATOXIN A+	0.010	ppm	<0.010	PASS	0.02
ASPERGILLUS NIGER			Not Present	PASS		TOTAL AFLATOXINS (B1, B2, G1, G2)	0.003	ppm	<0.003	PASS	0.02
ASPERGILLUS FLAVUS			Not Present	PASS							
ASPERGILLUS FUMIGATUS			Not Present	PASS							
Weight: 1.0168g						Weight: 0.4473g					
Analysis Method : SOP.T.40.058A.NY, SOP.T.40.058B.NY, SOP.T.40.208.NY Analyzed Date : 01/30/24 08:04:50						Analysis Method : SOP.T.30.104.NY, SOP.T.40.104.NY Analyzed Date : 01/29/24 17:00:38					

 Heavy Metals PASSED					
Metal	LOQ	Units	Result	Pass / Fail	Action Level
ANTIMONY	0.1000	ug/g	<0.1000	PASS	2
ARSENIC	0.1000	ug/g	<0.1000	PASS	0.2
CADMIUM	0.1000	ug/g	<0.1000	PASS	0.3
CHROMIUM	1.0000	ug/g	<1.0000	PASS	110
COPPER	1.0000	ug/g	<1.0000	PASS	30
LEAD	0.1000	ug/g	<0.1000	PASS	0.5
MERCURY	0.0100	ug/g	<0.0100	PASS	0.1
NICKEL	0.1000	ug/g	0.2552	PASS	2
Weight: 0.4113g					
Analysis Method : SOP.T.30.084.NY, SOP.T.40.084.NY Analyzed Date : 01/30/24 16:49:58					



1 Winners Circle
Albany, NY, 12205, US
(833) 465-8378

Kaycha Labs

RZVC24026B
Blue Dream
Matrix : Derivative
Type: Vape Cartridge



Certificate of Analysis

PASSED

Naturae LLC

4883 State Route 67
Hoosick Falls, NY, 12090, US
Telephone: (518) 730-6024
Email: maxson@naturaeenewyork.com
License # : OCM-AUCP-2022-000028

Sample : AL40129002-004
Harvest/Lot ID: RZVC24026B
Batch# : RZVC24026B
Sampled : 01/25/24 01:15 PM

Sample Size Received : 16 units
Total Amount : 2400 units
Sampling Method : SOP.T.20.010.NY

Page 6 of 6

Homogeneity

PASSED

Analyte	LOQ	Units	Pass/Fail	Result	Action Level
HOM1 TOTAL THC PERCENT DIFFERENCE	0.01	%	PASS	5.56	25
HOM1 TOTAL CBD PERCENT DIFFERENCE	0.01	%	PASS	<0.01	25
HOM2 TOTAL THC PERCENT DIFFERENCE	0.01	%	PASS	2.77	25
HOM2 TOTAL CBD PERCENT DIFFERENCE	0.01	%	PASS	<0.01	25
HOM3 TOTAL THC PERCENT DIFFERENCE	0.01	%	PASS	8.34	25
HOM3 TOTAL CBD PERCENT DIFFERENCE	0.01	%	PASS	<0.01	25
HOM4 TOTAL THC PERCENT DIFFERENCE	0.01	%	PASS	2.83	25
HOM4 TOTAL CBD PERCENT DIFFERENCE	0.01	%	PASS	<0.01	25
HOM5 TOTAL THC PERCENT DIFFERENCE	0.01	%	PASS	2.79	25
HOM5 TOTAL CBD PERCENT DIFFERENCE	0.01	%	PASS	<0.01	25

Analysis Method : SOP.T.30.031.NY, SOP.T.40.031.NY
Analyzed Date : 01/30/24 16:09:18

Homogeneity testing is performed utilizing High Performance Liquid Chromatography with UV detection in accordance with F.S. Rule 64ER20-39.

This Kaycha Labs Certification shall not be reproduced, unless in its entirety, without written approval from Kaycha Labs. The results relate only to the material or product analyzed. ND=Not Detected, ppm=Parts Per Million, ppb=Parts Per Billion, RSD=Relative Standard Deviation. Limit of Detection (LOD) and Limit Of Quantitation (LOQ) are terms used to describe the smallest concentration that can be detected and reliably measured by an analytical procedure, respectively. Action Levels are State determined thresholds based on 9 New York Codes, Rules and Regulations (NYCRR) Part 130 and Cannabis Law. The Measurement of Uncertainty (MU) error is available from the lab upon request. The "Decision Rule" for pass/fail does not include the MU. Any calculated totals may contain rounding errors.

Erica Troy

Lab Director

NY Permit # OCM-CPL-2022-00006
ISO 17025 Accreditation # 97164

Signature
02/06/24